

sms made easy
firetext + **zapier**



Connect with 500+ software apps and start automating your SMS with Zapier

Connect with 500+ software apps and start automating your SMS with Zapier

What is Zapier?

Zapier enables you to automate tasks between online apps like Salesforce, Wufoo and Freshdesk. Helping clever people, like you, use your favourite apps side-by-side!

There are over 500 different apps to choose from and it's super easy to set up.

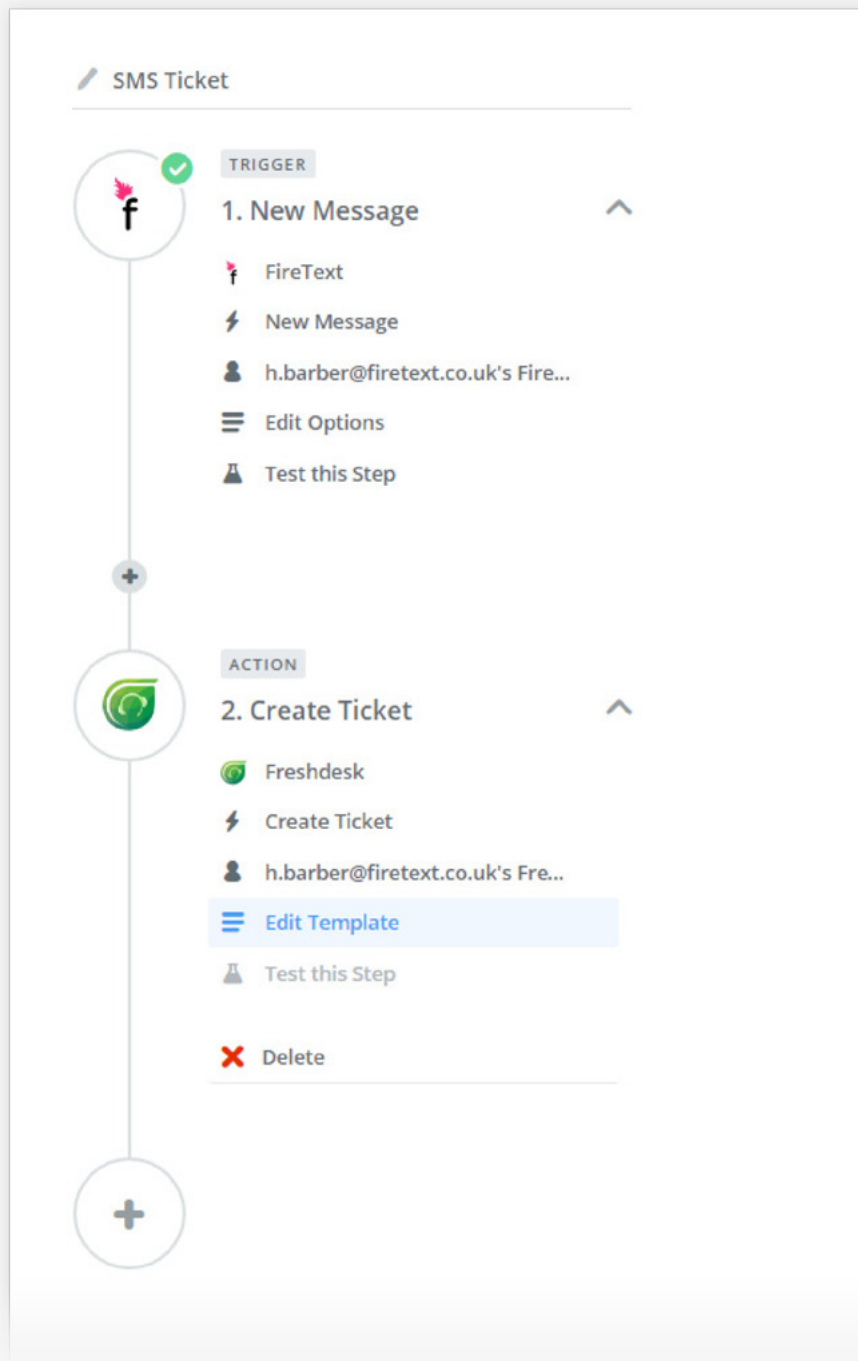


What does the integration mean?

We've hooked up to Zapier to make it super-easy for you to start automating your SMS messages by connecting your favourite software apps to your FireText account.

It's great news if you want to save time and create a seamless integration without having a long wait and high development bill and means that without knowing how to code yourself, you can integrate FireText with hundreds of apps in just a few steps, including the ones you probably already use.

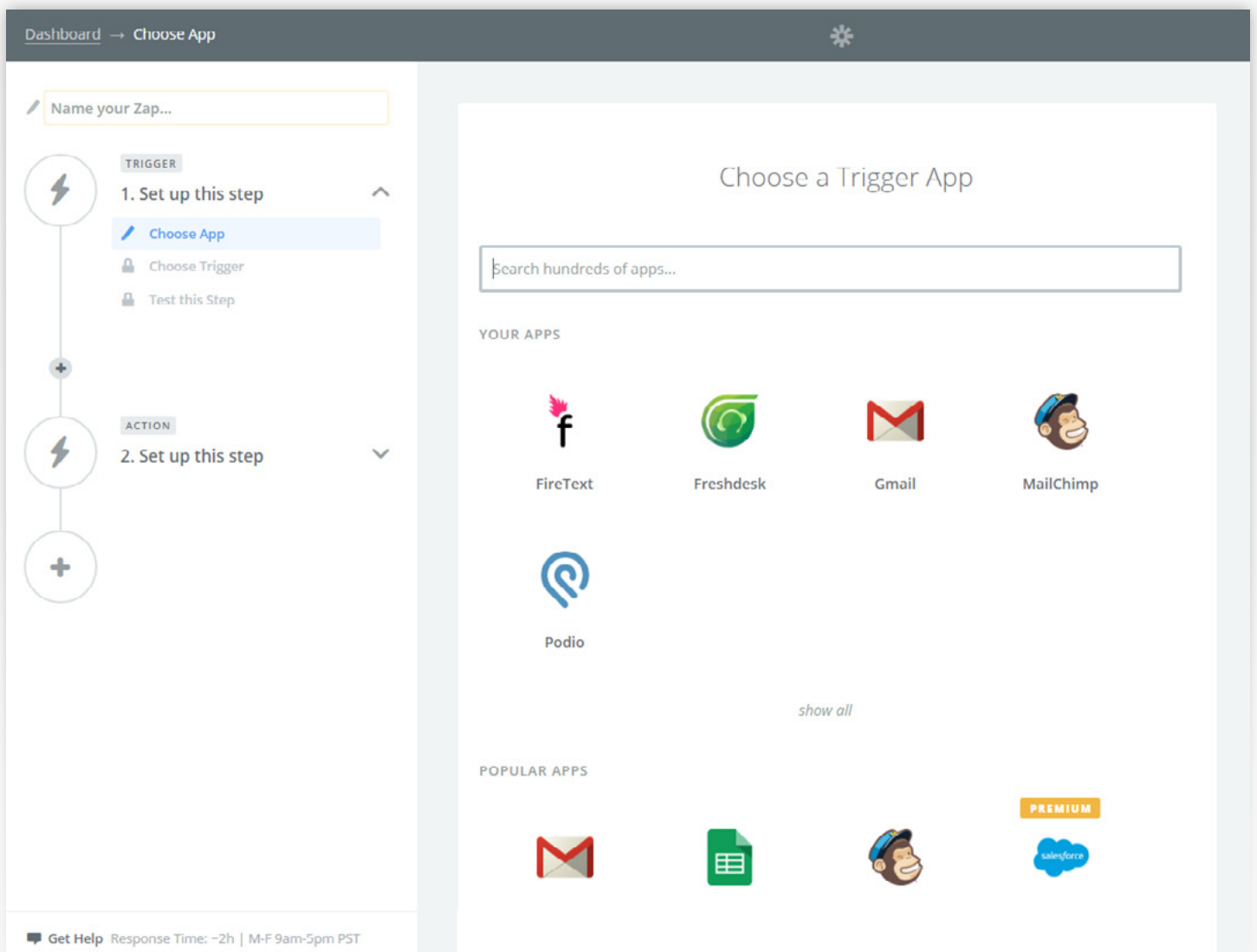
Maybe you want a new SMS text message to be entered into your customer helpdesk, or you might want to trigger an SMS from your CRM system or ecommerce store, the possibilities are endless.



How does it work?

We've done all the hard work with Zapier so the integration is ready to go, you simply need to tell Zapier what you want to do by connecting your apps.

This is done with 'zaps' and is where you specify a trigger and action for each app you want to connect. You can mix and match different triggers and actions, and automate pretty much any process that you want - the possibilities are endless.



Connect with 500+ software apps and start automating your SMS with Zapier

Why integrate FireText with Zapier?

Check out our Zapier blogs for more inspiration and ideas on how to use FireText with Zapier

It's super-easy & quick



- You no longer have to wait for developers to build integrations, all you need to do is tell Zapier what you want to automate and we do the rest.
- There is no need to learn code or spend additional costs on technical support.
- Integrations can be set up and live in just a matter of minutes.

It saves time and increases efficiency

- You can create zaps which can automate parts of your business life.
- Automated processes mean that staff don't have to do repetitive routine tasks such as entering data.
- The integration can simply run in the background whilst members of staff have more time to focus on other things.
- Not only this, but you can be sure that these repetitive tasks will be conducted consistently and accurately removing the risk of error and avoiding duplication.


There's Endless Opportunities

- You can do so much more with your FireText account using the Zapier integration!
- Get personal: Send a text message when a ticket is updated or created in Freshdesk to add that extra personal touch to your customer service.
- Stay updated: Add a new subscriber to FireText as soon as they sign up to Mailchimp.
- Save time: Send an order confirmation via text as soon as a customer makes an order on your Shopify e-commerce store.



What is a Zap?

Zaps are automations created using Triggers and Actions. You can use Zaps to connect any two Zapier-supported Apps to each other.



Triggers and Actions explained

Zapier requires triggers and action in order to determine what you want the integration between your apps. Each zap you create will need at least 1 trigger and 1 action

FireText Actions

Send Message:

Send a SMS from your FireText account

Add Contact:

Adds a new contact to your FireText account

Schedule a message:

Schedule a message to go out on xx/xx/xx at xx:xx and set to repeat if you need to

FireText Triggers

New Message: Triggers when a new SMS message is received on your FireText number/keyword

Zapier is free to use...

Multi-step Zaps

Zapier have also introduced multi-step zaps, meaning you don't have to stop at connecting your FireText account with one other platform at a time, you can connect it up to multiple applications in one workflow (all 500+ if you want)! E.g.

How to get started with Zapier

1. Head to www.zapier.com
2. Sign up for a free account
3. Make a 'Zap'
4. Select the apps that you want to connect, and your triggers and actions from the drop down list
5. You will need an active FireText account with enough credits for testing out tasks
6. You will need to connect to you FireText account using your FireText API Key
7. You will also need to connect to the other app you are integrating with
8. Zapier will guide you through these processes in really easy step-by-step instructions
9. The exact process for the set up will depend on what app you are trying to connect with
10. If you have other requirements specific to the app in question, Zapier will ask for what it needs.
11. Select the apps that you want to connect and your triggers and actions from the drop down box below.
12. Zapier will test the connection
13. You're ready to start testing!

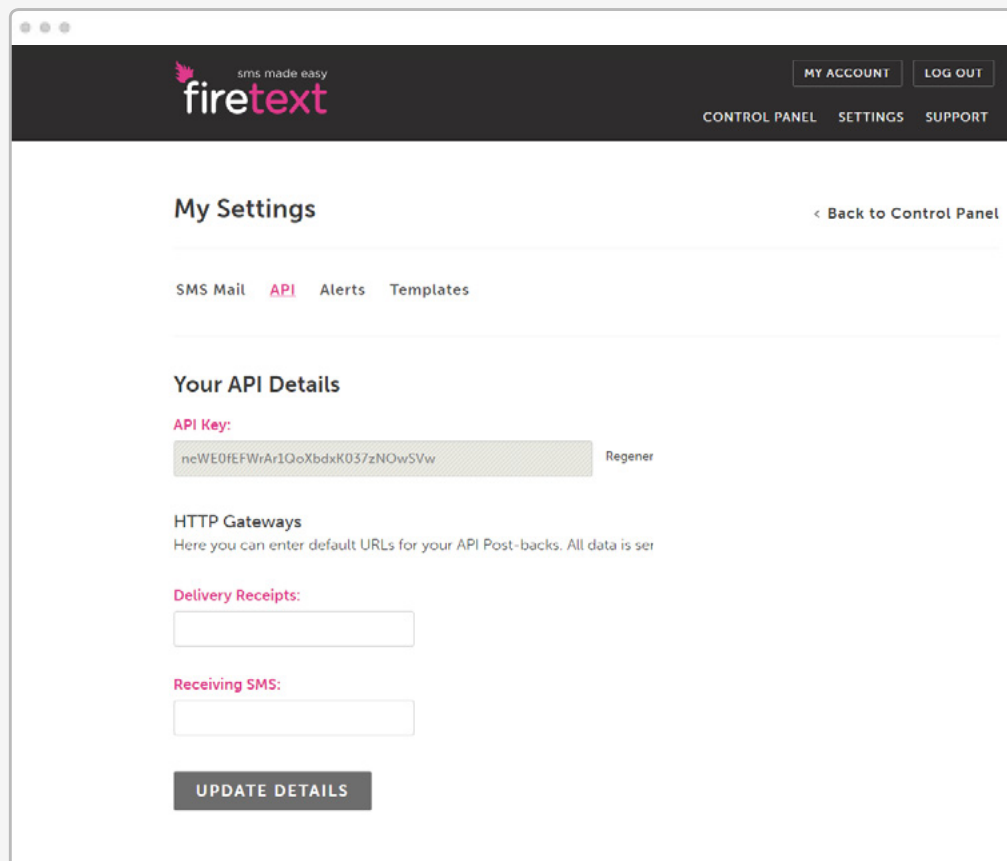
If you haven't already, you can sign up for a free FireText trial account here:

<https://app.firetext.co.uk/signup>

FireText API Key

You can access your FireText API Key by logging into your account and heading to:

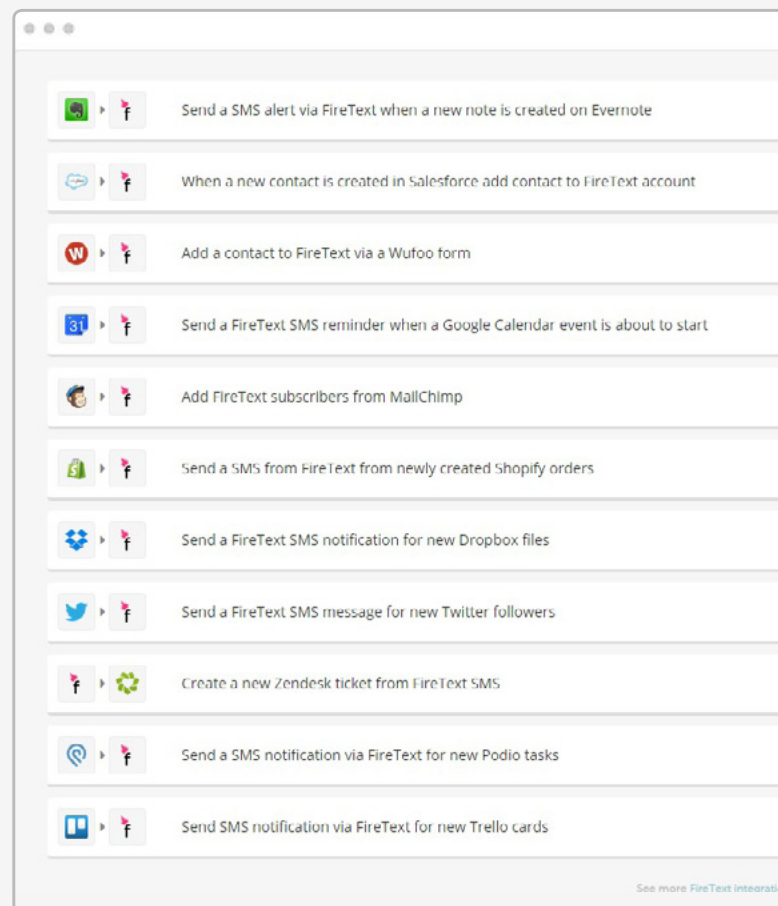
Settings > API > Generate API.



Give me some ideas!

Once you're connected to Zapier, the possibilities really are endless. To help you get started we've got a few ideas on how you could integrate FireText with your existing software...

- Create a ticket on Freshdesk when a customer texts your FireText SMS number
- Add a contact to FireText via your online Wufoo form
- Add your Mailchimp subscribers to your FireText account
- When a new contact is created in Salesforce, add contact to FireText
- Send a FireText SMS for new or moved Trello cards
- Send a SMS from FireText from newly created Shopify orders
- Send a SMS notification via FireText for new Podio Tasks
- Create a new Zendesk ticket from FireText SMS
- Send a SMS alert via FireText when a new note is created on Evernote
- Send a FireText SMS messages for new Twitter followers
- Send a FireText SMS reminder when a Google Calendar event is about to start
- Send a FireText SMS notification for new Dropbox files



Connect with 500+ software apps and start automating your SMS with Zapier



Let's chat

Don't worry if you still have some questions; at FireText we're always talking SMS.

We'd love to talk to you. You can get in touch

Text us

HELLO to 82228

Talk to us

0800 038 55 22

Visit us

firetext.co.uk

Write to us

hello@firetext.co.uk

Join the conversation



Need to reach out to Zapier?
You can head to www.zapier.com